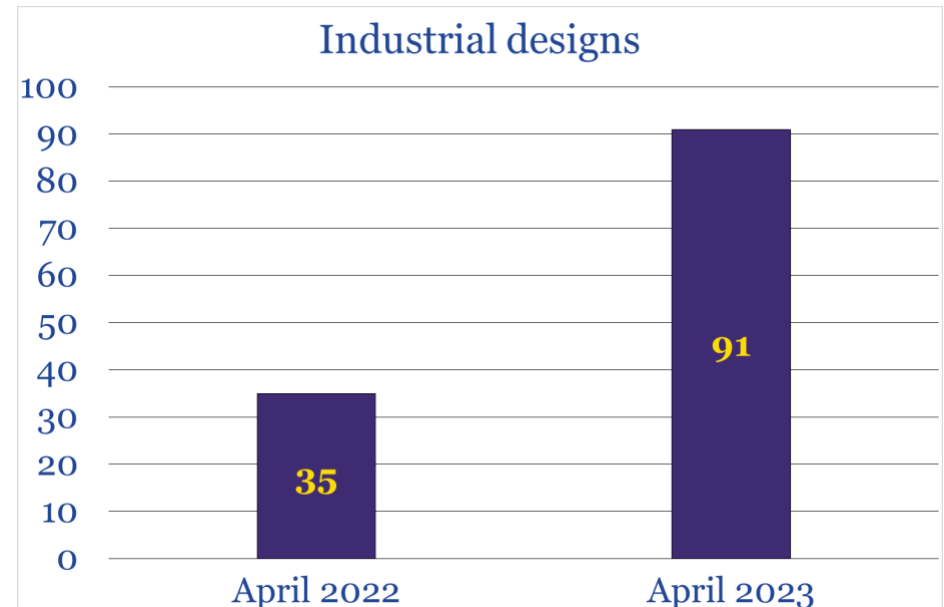
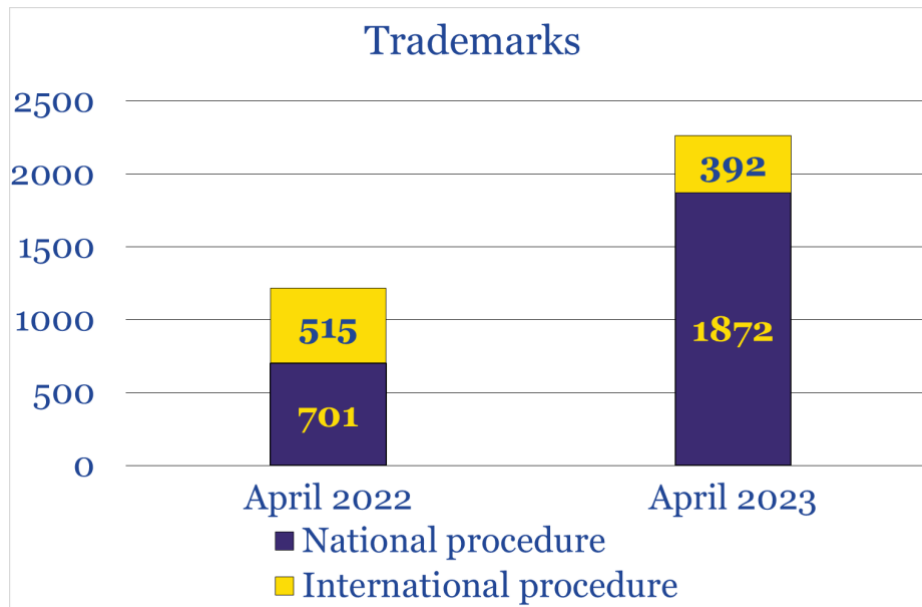
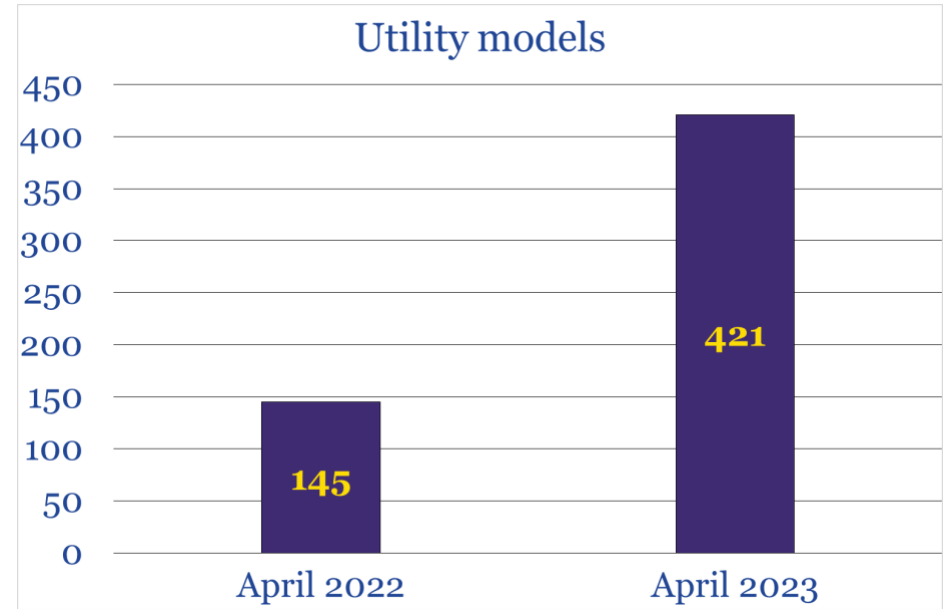
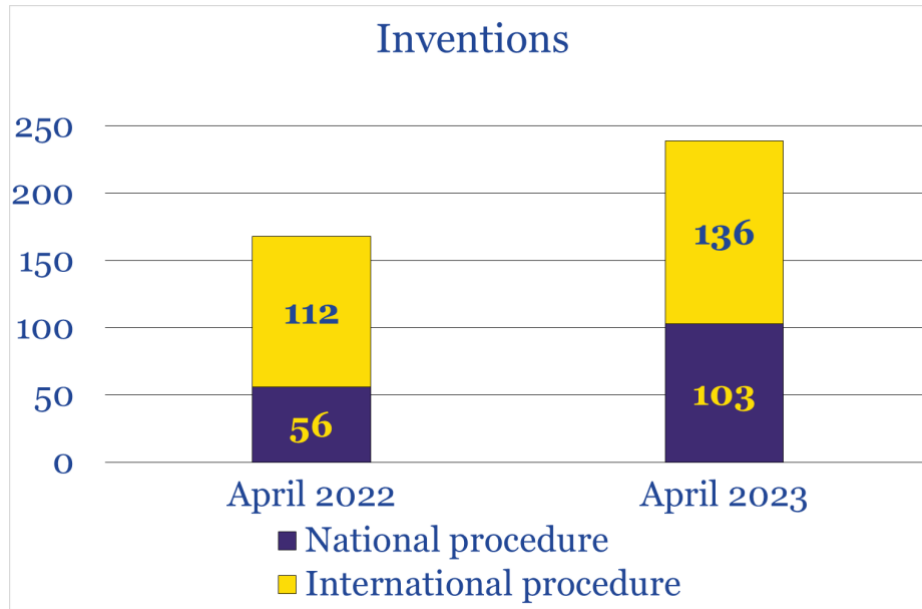


April 2023 performance indicators

<i>Industrial property object</i>	<i>April 2022</i>	<i>April 2023</i>	<i>April 2023 to April 2022</i>
<i>Applications filed</i>			
Applications filed total	1564	3015	192,8%
Inventions	168	239	142,3%
<i>national procedure</i>	56	103	183,9% (1,8 times more)
residents	41	100	243,9% (2,4 times more)
non-residents	15	3	20,0% (5 times less)
<i>international procedure</i>	112	136	121,4%
Utility models	145	421	290,3% (2,3 times more)
<i>national procedure</i>	145	421	290,3% (2,3 times more)
residents	144	420	291,7% (2,9 times more)
non-residents	1	1	100%
<i>international procedure</i>	-	-	-
Industrial designs	35	91	260% (2,6 times more)
Trademarks	1216	2264	186,2%
<i>national procedure</i>	701	1872	267% (2,7 times more)
<i>international procedure</i>	515	392	76,1%
<i>Decisions made</i>			
Inventions	146	112	76,7%
Utility models	193	205	106,2%
Industrial designs	62	55	88,7%
Trademarks	2220	1425	64,2%
<i>Completed proceedings</i>			
Inventions			
<i>formal examination</i>	246	262	106,5%
<i>substantive examination</i>	169	237	140,2%
Utility models	213	207	97,2%
Industrial designs	216	61	28,2%
Trademarks			
<i>national procedure</i>	3445	1453	42,2%
<i>international procedure</i>	878	790	90%
<i>Registered</i>			
Registered total	1373	1524	111%
Inventions	119	39	32,8%
<i>national procedure</i>	30	24	80%
<i>international procedure</i>	89	15	16,9%
Utility models	130	208	160%
Industrial designs	126	30	23,8%
Trademarks	998	1247	124,9%
International registrations	865	688	79,5%

IP Filings in April 2023



IP Registration in April 2023

