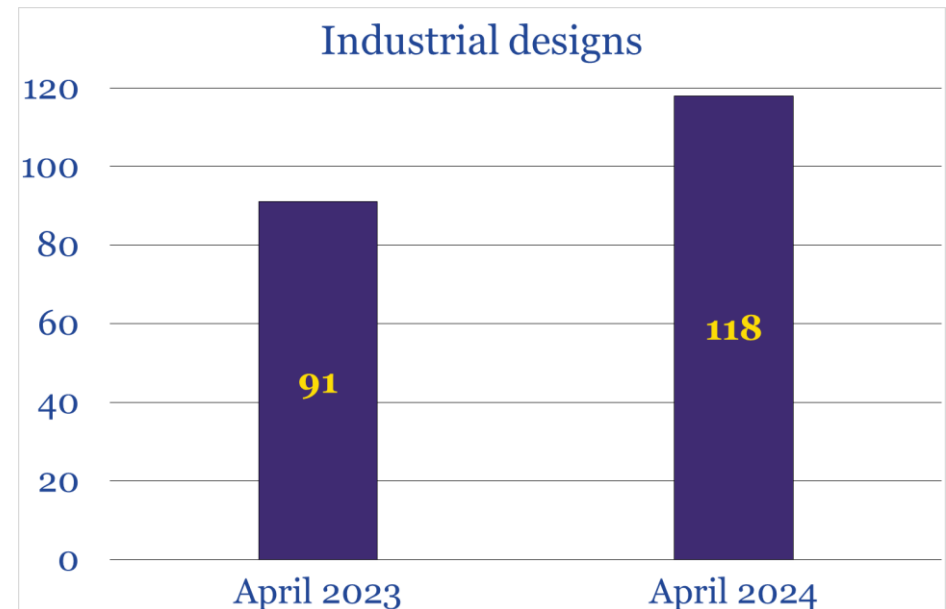
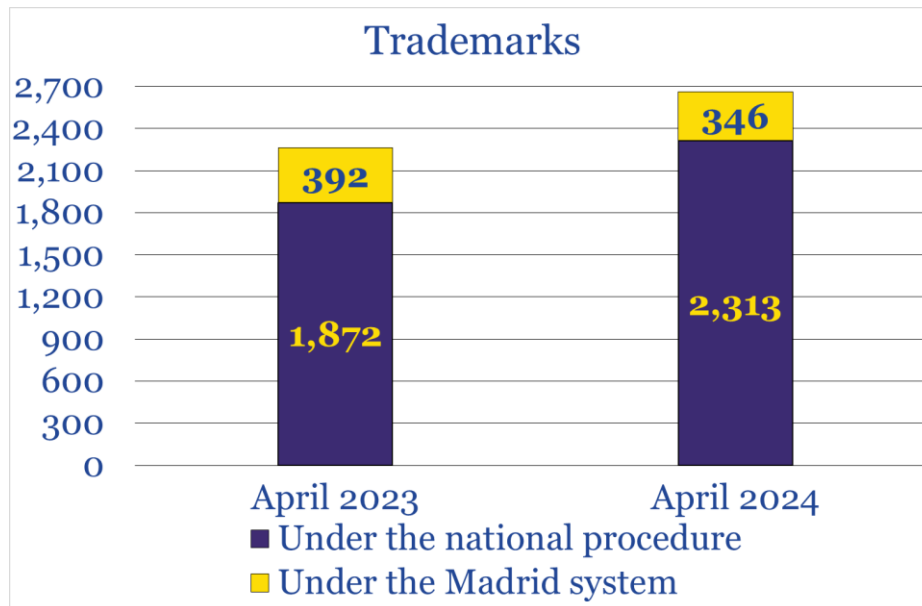
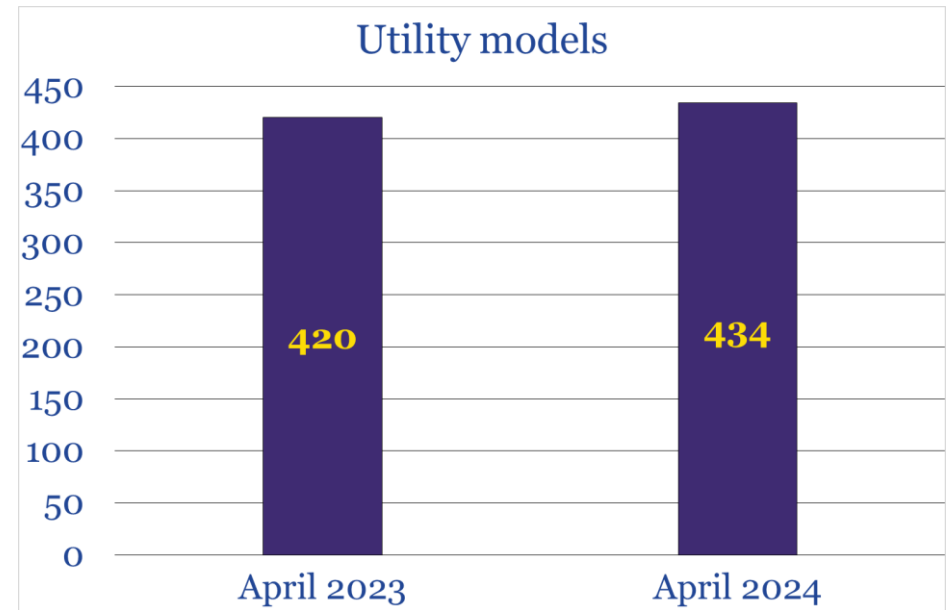
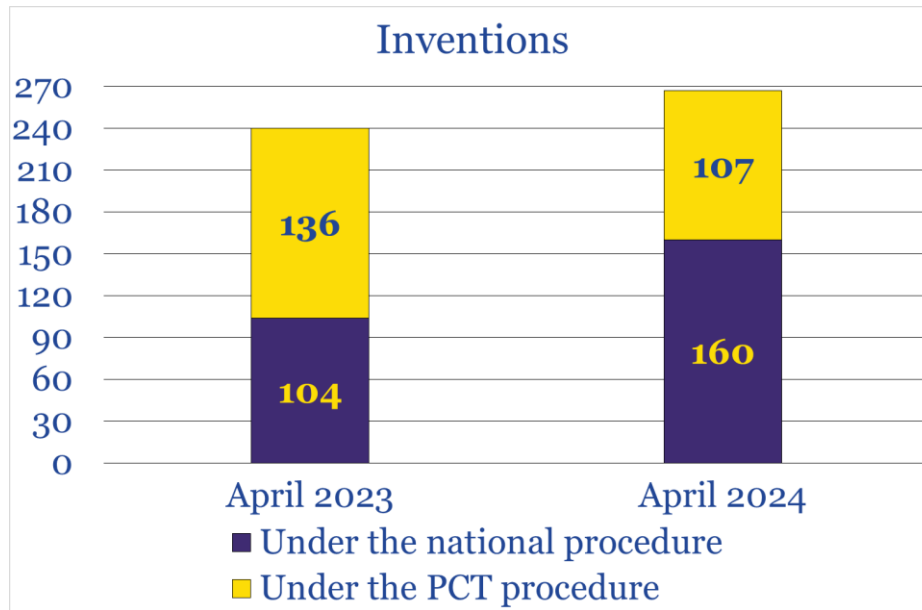


## April 2024 Performance Indicators

<i>Industrial property object</i>	<i>April 2023</i>	<i>April 2024</i>	<i>April 2024 to April 2023</i>
<i>Applications filed</i>			
<b>Applications filed total</b>	<b>3,015</b>	<b>3,478</b>	<b>115.4%</b>
<b>Inventions</b>	<b>240</b>	<b>267</b>	<b>111.3%</b>
<i>Under the national procedure</i>	104	160	153.8%
by residents	99	154	155.6%
by non-residents	5	6	120.0%
<i>Under the PCT procedure</i>	136	107	78.7%
<b>Utility models</b>	<b>420</b>	<b>434</b>	<b>103.3%</b>
<i>Under the national procedure</i>	420	434	103.3%
by residents	419	431	102.9%
by non-residents	1	3	300.0% (3 times more)
<i>Under the PCT procedure</i>	–	–	–
<b>Industrial designs</b>	<b>91</b>	<b>118</b>	<b>129.7%</b>
<b>Trademarks</b>	<b>2,264</b>	<b>2,659</b>	<b>117.4%</b>
<i>Under the national procedure</i>	1,872	2,313	123.6%
<i>Under the Madrid system</i>	392	346	88.3%
<i>Decisions made by examination</i>			
<b>Inventions</b>	<b>108</b>	<b>124</b>	<b>114.8%</b>
on registration	106	122	115.1%
on rejection	2	2	100.0%
<b>Utility models</b>	<b>205</b>	<b>261</b>	<b>127.3%</b>
on registration	204	260	127.5%
on rejection	1	1	100.0%
<b>Industrial designs</b>	<b>58</b>	<b>80</b>	<b>137.9%</b>
<b>Trademarks</b>	<b>1,425</b>	<b>1,477</b>	<b>103.6%</b>
on registration	1,412	1,439	101.9%
on rejection	13	38	292.3% (2.9 times more)
<i>Completed proceedings</i>			
<b>Inventions</b>			
<i>formal examination</i>	263	241	91.6%
<i>substantive examination</i>	222	218	98.2%
<b>Utility models</b>	<b>211</b>	<b>275</b>	<b>130.3%</b>
<b>Industrial designs</b>	<b>61</b>	<b>80</b>	<b>131.1%</b>
<b>Trademarks</b>			
<i>Under the national procedure</i>	1,453	1,553	106.9%
<i>Under the international procedure</i>	790	631	79.9%
<i>Registered</i>			
<b>Registered total</b>	<b>1,524</b>	<b>1,872</b>	<b>122.8%</b>
<b>Inventions</b>	<b>39</b>	<b>104</b>	266.7% (2.7 times more)
<i>Under the national procedure</i>	24	43	179.2%
<i>Under the international procedure</i>	15	61	406.7% (4.1 times more)
<b>Utility models</b>	<b>208</b>	<b>309</b>	<b>148.6%</b>
<b>Industrial designs</b>	<b>30</b>	<b>74</b>	246.7% (2.5 times more)
<b>Trademarks</b>	<b>1,247</b>	<b>1,385</b>	<b>111.1%</b>
<b>Geographical indications</b>	–	–	
<b>International registrations</b>	<b>688</b>	<b>564</b>	<b>82.0%</b>

## IP Filings in April 2024



## IP Registration in April 2024

