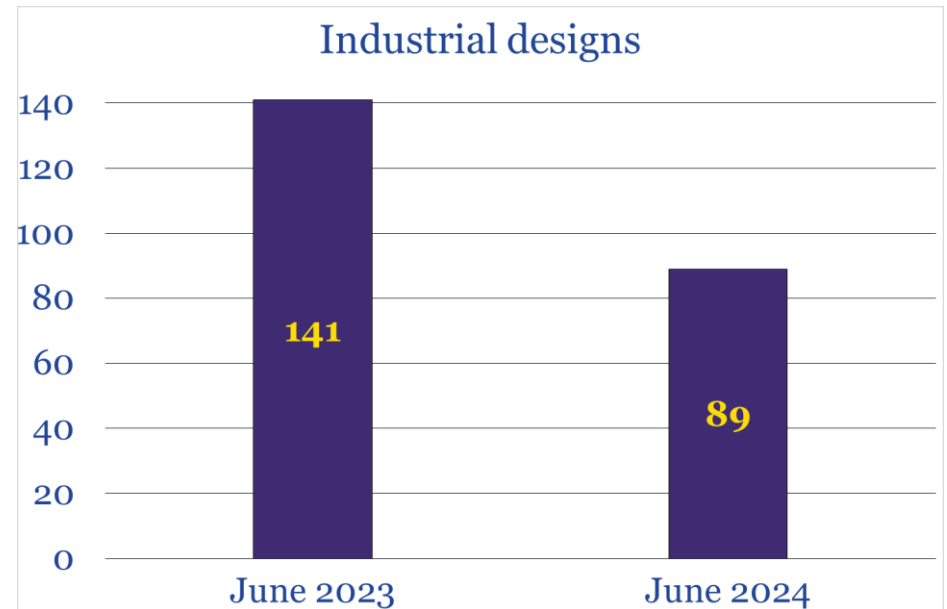
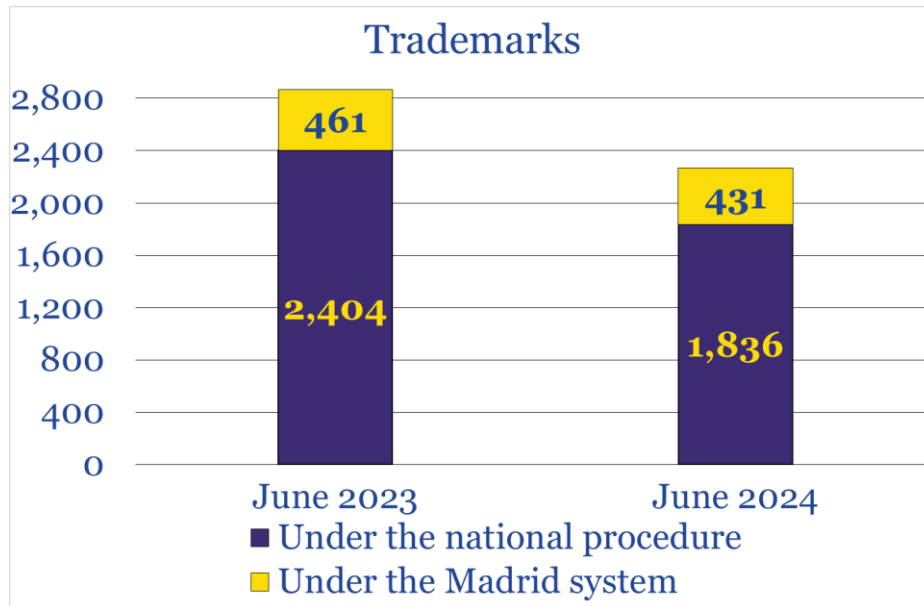
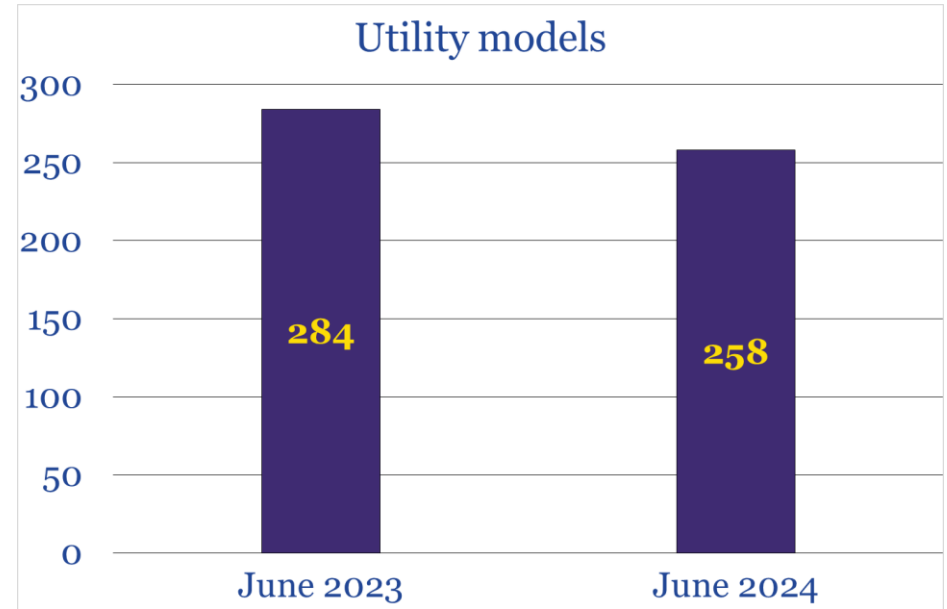
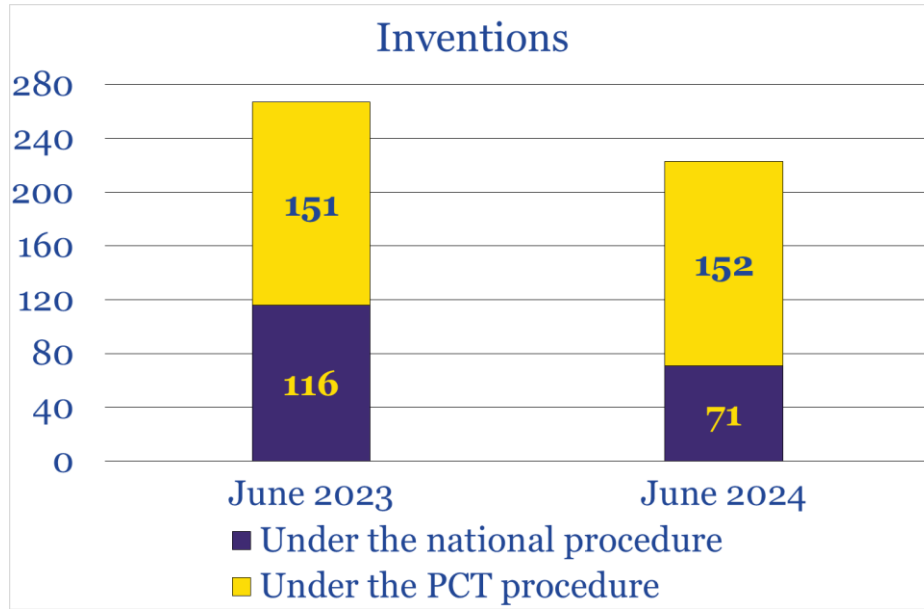


## June 2024 Performance Indicators

<i>Industrial property object</i>	<i>June 2023</i>	<i>June 2024</i>	<i>June 2024 to June 2023</i>
<i>Applications filed</i>			
<b>Applications filed total</b>	<b>3,557</b>	<b>2,837</b>	<b>79.8%</b>
<b>Inventions</b>	<b>267</b>	<b>223</b>	<b>83.5%</b>
<i>Under the national procedure</i>	116	71	61.2%
by residents	104	65	62.5%
by non-residents	12	6	50.0%
<i>Under the PCT procedure</i>	151	152	100.7%
<b>Utility models</b>	<b>284</b>	<b>258</b>	<b>90.8%</b>
<i>Under the national procedure</i>	283	258	91.2%
by residents	277	252	91.0%
by non-residents	6	6	100.0%
<i>Under the PCT procedure</i>	1	–	–
<b>Industrial designs</b>	<b>141</b>	<b>89</b>	<b>63.1%</b>
<b>Trademarks</b>	<b>2,865</b>	<b>2,267</b>	<b>79.1%</b>
<i>Under the national procedure</i>	2,404	1,836	76.4%
<i>Under the Madrid system</i>	461	431	93.5%
<i>Decisions made by examination</i>			
<b>Inventions</b>	<b>108</b>	<b>120</b>	<b>111.1%</b>
on registration	106	119	112.3%
on rejection	2	1	50.0%
<b>Utility models</b>	<b>280</b>	<b>322</b>	<b>115.0%</b>
on registration	280	318	113.6%
on rejection	–	4	–
<b>Industrial designs</b>	<b>61</b>	<b>129</b>	<b>211.5% (2,1 times more)</b>
<b>Trademarks</b>	<b>1,335</b>	<b>1,295</b>	<b>97.0%</b>
on registration	1,321	1,277	96.7%
on rejection	14	18	128.6%
<i>Completed proceedings</i>			
<b>Inventions</b>			
<i>formal examination</i>	185	240	129.7%
<i>substantive examination</i>	206	202	98.1%
<b>Utility models</b>	<b>294</b>	<b>406</b>	<b>138.1%</b>
<b>Industrial designs</b>	<b>63</b>	<b>129</b>	<b>204.8% (2,1 times more)</b>
<b>Trademarks</b>			
<i>Under the national procedure</i>	1,418	1,359	95.8%
<i>Under the international procedure</i>	1,049	392	37.4%
<i>Registered</i>			
<b>Registered total</b>	<b>1,425</b>	<b>1,445</b>	<b>101.4%</b>
<b>Inventions</b>	<b>70</b>	<b>80</b>	<b>114.3%</b>
<i>Under the national procedure</i>	37	30	81.1%
<i>Under the international procedure</i>	33	50	151.5%
<b>Utility models</b>	<b>215</b>	<b>197</b>	<b>91.6%</b>
<b>Industrial designs</b>	<b>35</b>	<b>28</b>	<b>80.0%</b>
<b>Trademarks</b>	<b>1,105</b>	<b>1,140</b>	<b>103.2%</b>
<b>Geographical indications</b>	–	–	–
<b>International registrations</b>	<b>975</b>	<b>373</b>	<b>38.3%</b>

## IP Filings in June 2024



## IP Registration in June 2024

