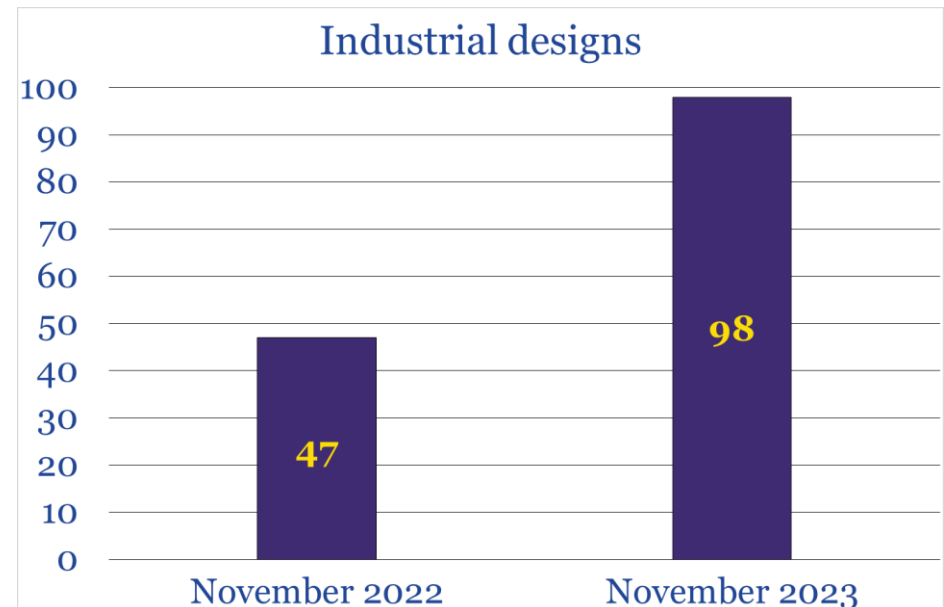
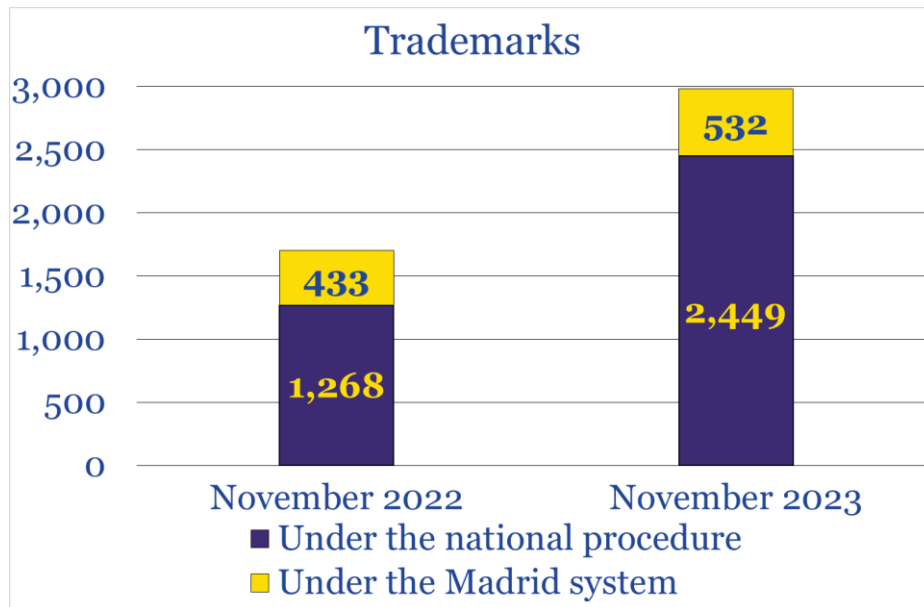
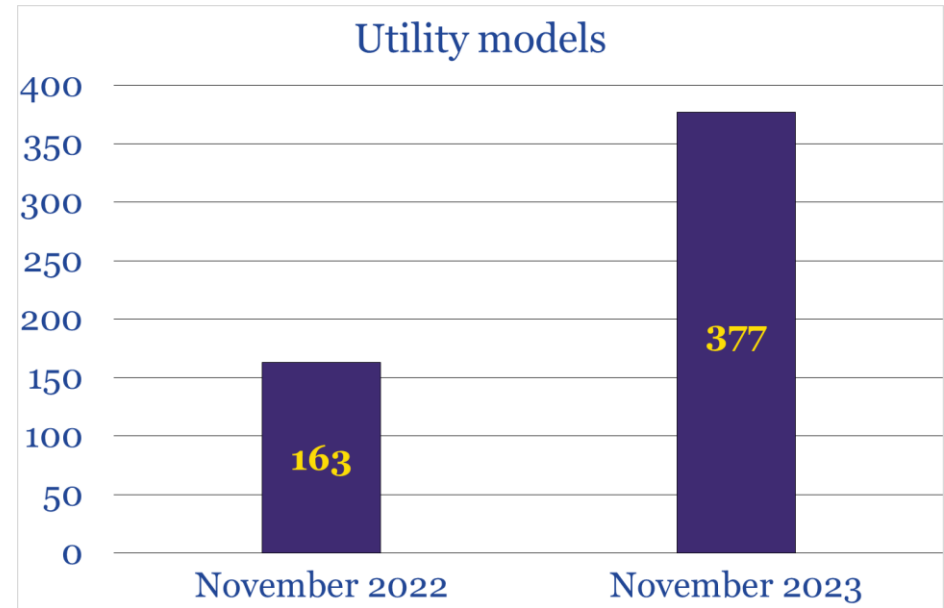
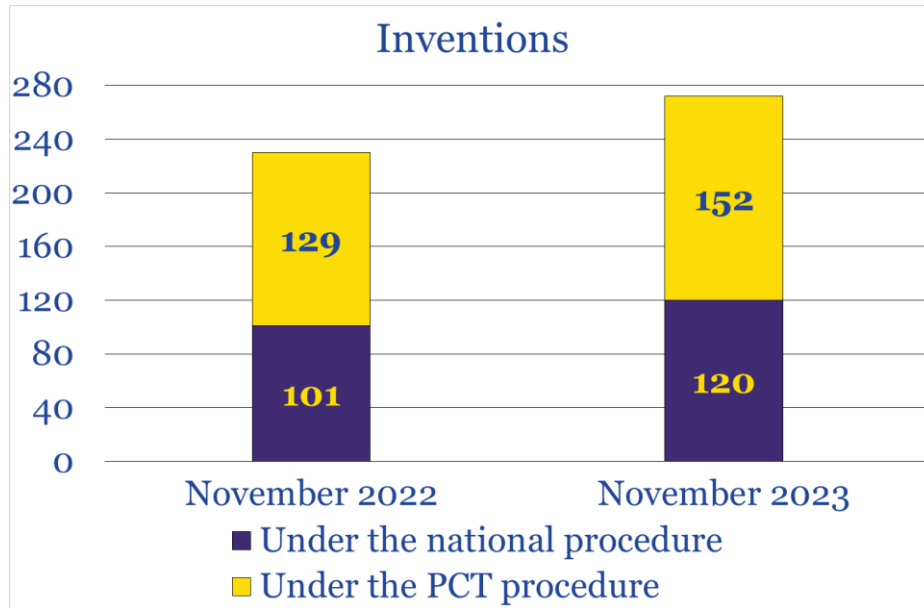


November 2023 Performance Indicators

<i>Industrial property object</i>	<i>November 2022</i>	<i>November 2023</i>	<i>November 2023 to November 2022</i>
<i>Applications filed</i>			
Applications filed total	2,141	3,728	174.1%
Inventions	230	272	118.3%
<i>Under the national procedure</i>	101	120	118.8%
by residents	84	109	129.8%
by non-residents	17	11	64.7%
<i>Under the PCT procedure</i>	129	152	117.8%
Utility models	163	377	231.3% (> 2.3 times more)
<i>Under the national procedure</i>	163	377	231.3% (> 2.3 times more)
by residents	159	374	235.2% (> 2.4 times more)
by non-residents	4	3	75.0%
<i>Under the PCT procedure</i>	-	-	-
Industrial designs	47	98	208.5% (> 2.1 times more)
Trademarks	1,701	2,981	175.2%
<i>Under the national procedure</i>	1,268	2,449	193.1%
<i>Under the Madrid system</i>	433	532	122.9%
<i>Decisions made</i>			
Inventions	32	121	378.1% (> 3.8 times more)
Utility models	66	338	512.1% (> 5.1 times more)
Industrial designs	18	136	755.6% (> 7.6 times more)
Trademarks	488	1,499	307.2% (> 3.1 times more)
<i>Completed proceedings</i>			
Inventions			
<i>formal examination</i>	39	341	874.4% (> 8.7 times more)
<i>substantive examination</i>	30	220	733.3% (> 7.3 times more)
Utility models	73	388	531.5% (> 5.3 times more)
Industrial designs	18	136	755.6% (> 7.6 times more)
Trademarks			
<i>Under the national procedure</i>	549	1,557	283.6% (> 2.8 times more)
<i>Under the international procedure</i>	-	108	-
<i>Registered</i>			
Registered total	450	2,218	492.9% (> 4.9 times more)
Inventions	85	97	114.1%
<i>Under the national procedure</i>	31	47	151.6%
<i>Under the international procedure</i>	54	50	92.6%
Utility models	77	416	540.3% (> 5.4 times more)
Industrial designs	13	127	976.9% (> 9.8 times more)
Trademarks	275	1,578	573.8% (> 5.7 times more)
International registrations	-	105	-

IP Filings in November 2023



IP Registration in November 2023

