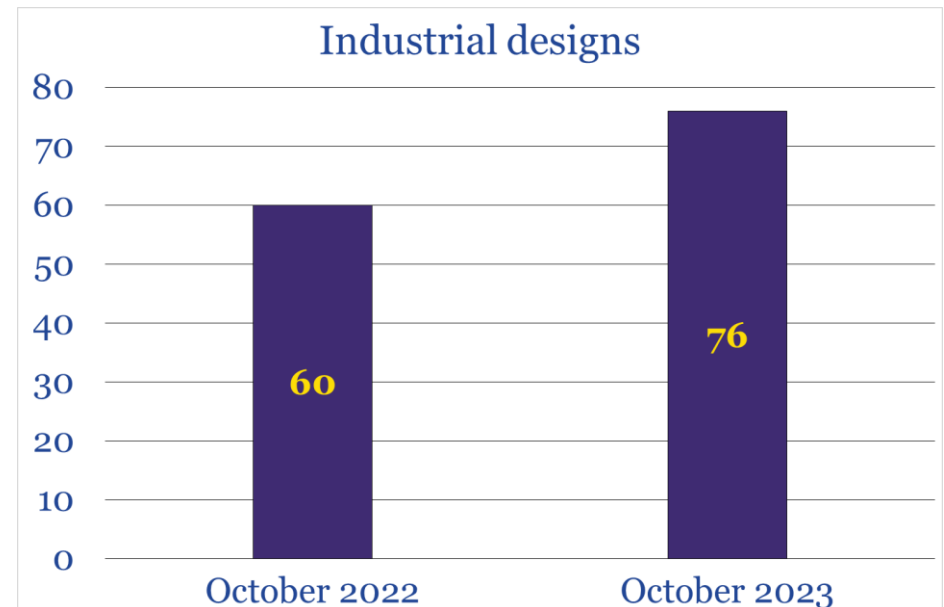
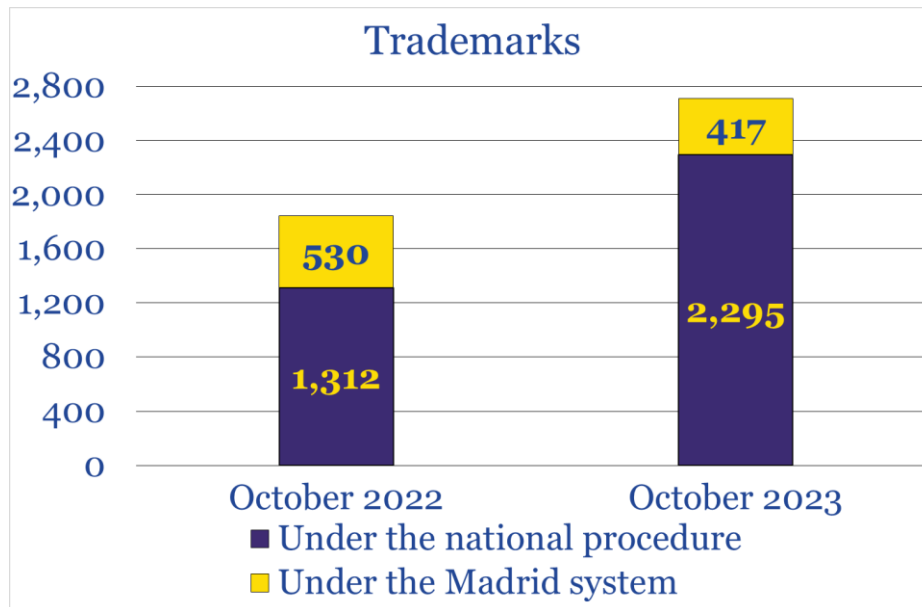
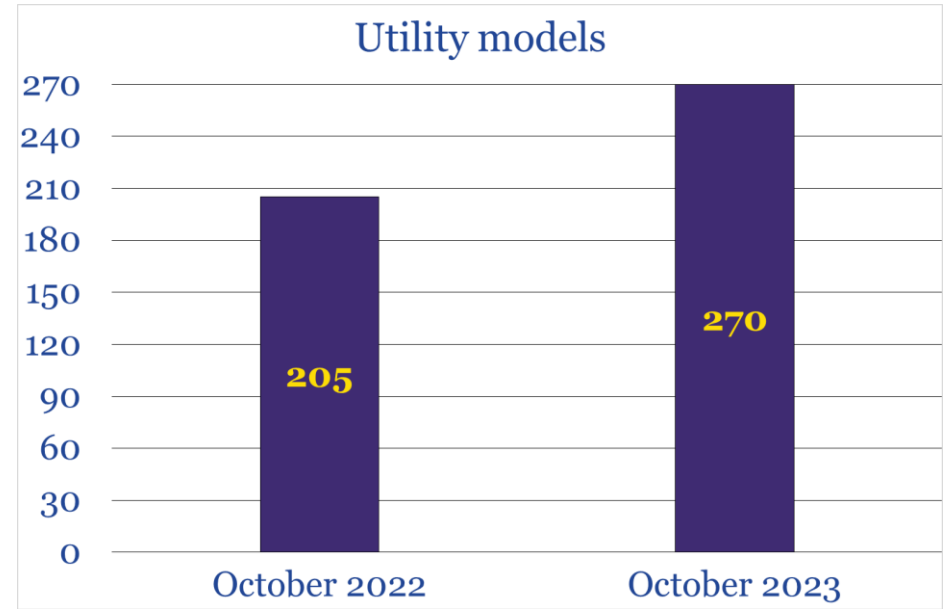
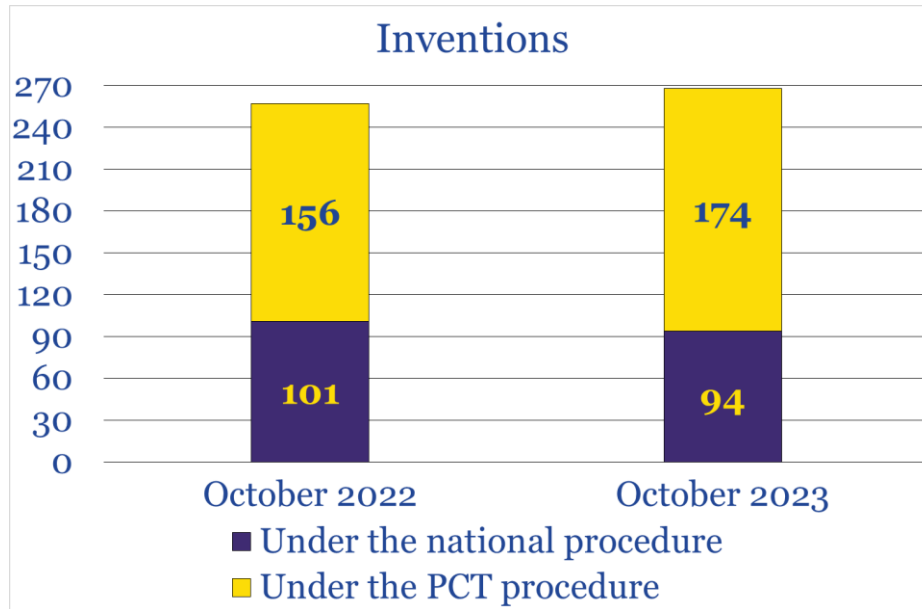


October 2023 Performance Indicators

<i>Industrial property object</i>	October 2022	October 2023	October 2023 to October 2022
<i>Applications filed</i>			
Applications filed total	2,364	3,326	140.7%
Inventions	257	268	104.3%
<i>Under the national procedure</i>	101	94	93.1%
by residents	82	86	104.9%
by non-residents	19	8	42.1%
<i>Under the PCT procedure</i>	156	174	111.5%
Utility models	205	270	131.7%
<i>Under the national procedure</i>	205	270	131.7%
by residents	199	267	134.2%
by non-residents	6	3	50.0%
<i>Under the PCT procedure</i>	–	–	–
Industrial designs	60	76	126.7%
Trademarks	1,842	2,712	147.2%
<i>Under the national procedure</i>	1,312	2,295	174.9%
<i>Under the Madrid system</i>	530	417	78.7%
<i>Decisions made</i>			
Inventions	196	111	56.6%
Utility models	241	299	124.1%
Industrial designs	64	116	181.3%
Trademarks	1,802	1,603	89.0%
<i>Completed proceedings</i>			
Inventions			
<i>formal examination</i>	231	290	125.5%
<i>substantive examination</i>	191	204	106.8%
Utility models	243	319	131.3%
Industrial designs	79	116	146.8%
Trademarks			
<i>Under the national procedure</i>	2,231	1,663	74.5%
<i>Under the international procedure</i>	462	605	131.0%
<i>Registered</i>			
Registered total	1,571	1,492	95.0%
Inventions	108	59	54.6%
<i>Under the national procedure</i>	61	28	45.9%
<i>Under the international procedure</i>	47	31	66.0%
Utility models	187	237	126.7%
Industrial designs	43	102	237.2%
Trademarks	1,233	1,094	88.7%
International registrations	429	596	138.9%

IP Filings in October 2023



IP Registration in October 2023

