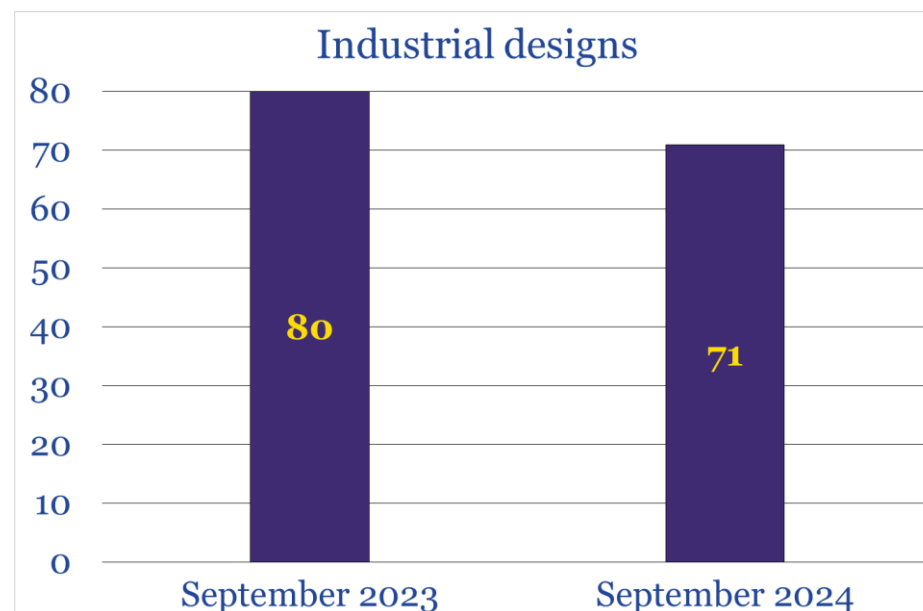
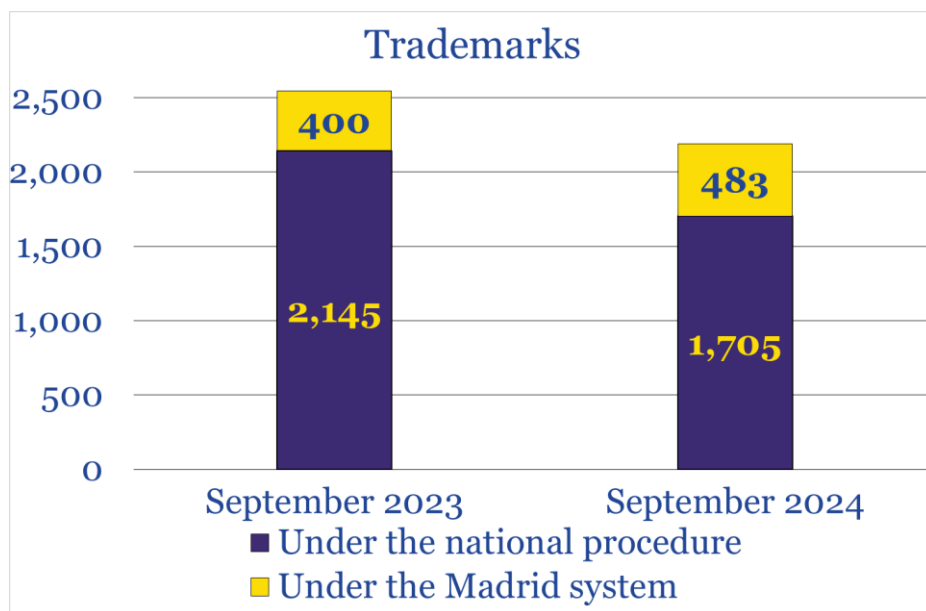
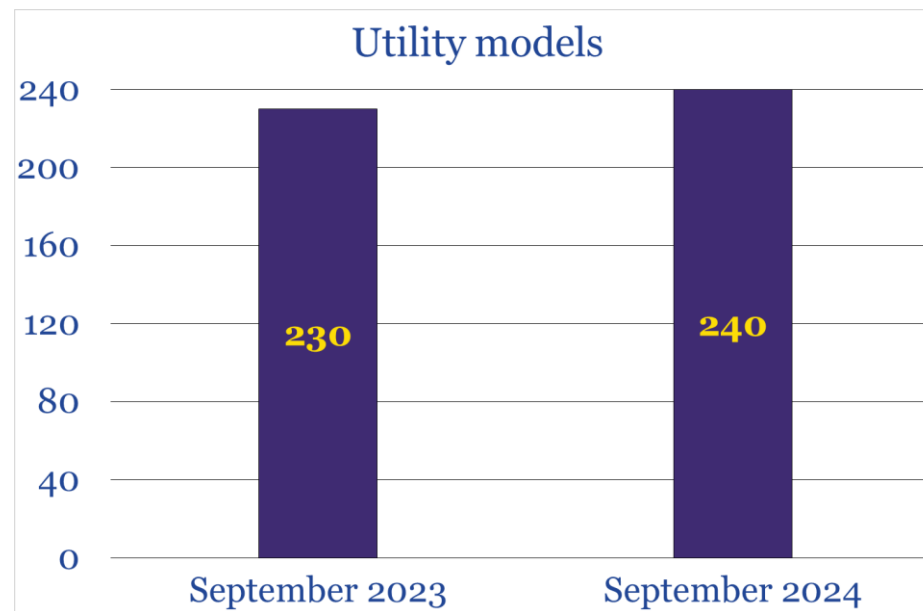
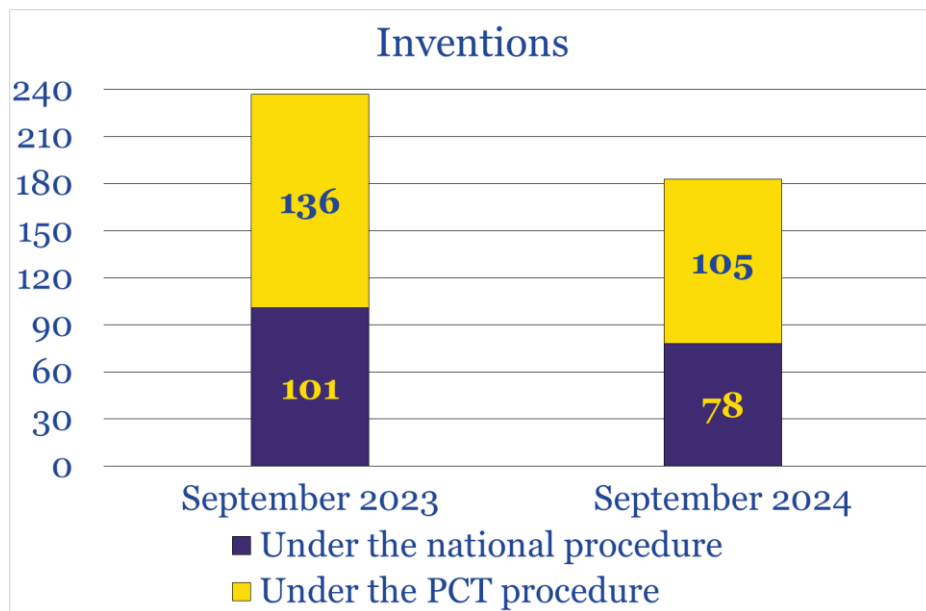


## September 2024 Performance Indicators

| <i>Industrial property object</i>        | <i>September<br/>2023</i> | <i>September<br/>2024</i> | <i>September 2024<br/>to September 2023</i> |
|--|---------------------------|---------------------------|---|
| <i>Applications filed</i>                |                           |                           |   |
| <b>Applications filed total</b>          | <b>3,092</b>              | <b>2,682</b>              | <b>86.7%</b>                                |
| <b>Inventions</b>                        | <b>237</b>                | <b>183</b>                | <b>77.2%</b>                                |
| <i>Under the national procedure</i>      | 101                       | 78                        | 77.2%                                       |
| by residents                             | 82                        | 72                        | 87.8%                                       |
| by non-residents                         | 19                        | 6                         | 31.6%                                       |
| <i>Under the PCT procedure</i>           | 136                       | 105                       | 77.2%                                       |
| <b>Utility models</b>                    | <b>230</b>                | <b>240</b>                | <b>104.3%</b>                               |
| <i>Under the national procedure</i>      | 229                       | 240                       | 104.8%                                      |
| by residents                             | 224                       | 239                       | 106.7%                                      |
| by non-residents                         | 5                         | 1                         | 20.0%                                       |
| <i>Under the PCT procedure</i>           | 1                         | –                         | –   |
| <b>Industrial designs</b>                | <b>80</b>                 | <b>71</b>                 | <b>88.8%</b>                                |
| <b>Trademarks</b>                        | <b>2,545</b>              | <b>2,188</b>              | <b>86.0%</b>                                |
| <i>Under the national procedure</i>      | 2,145                     | 1,705                     | 79.5%                                       |
| <i>Under the Madrid system</i>           | 400                       | 483                       | 120.8%                                      |
| <i>Decisions made by examination</i>     |                           |                           |   |
| <b>Inventions</b>                        | <b>83</b>                 | <b>121</b>                | <b>145.8%</b>                               |
| on registration                          | 82                        | 120                       | 146.3%                                      |
| on rejection                             | 1                         | 1                         | 100.0%                                      |
| <b>Utility models</b>                    | <b>260</b>                | <b>322</b>                | <b>123.8%</b>                               |
| on registration                          | 259                       | 318                       | 122.8%                                      |
| on rejection                             | 1                         | 4                         | 400.0%                                      |
| <b>Industrial designs</b>                | <b>122</b>                | <b>35</b>                 | <b>28.7%</b>                                |
| <b>Trademarks</b>                        | <b>1,301</b>              | <b>1,296</b>              | <b>99.6%</b>                                |
| on registration                          | 1,286                     | 1,289                     | 100.2%                                      |
| on rejection                             | 15                        | 7                         | 46.7%                                       |
| <i>Completed proceedings</i>             |                           |                           |   |
| <b>Inventions</b>                        |                           |                           |   |
| <i>formal examination</i>                | 164                       | 321                       | 195.7%                                      |
| <i>substantive examination</i>           | 155                       | 204                       | 131.6%                                      |
| <b>Utility models</b>                    | <b>285</b>                | <b>369</b>                | <b>129.5%</b>                               |
| <b>Industrial designs</b>                | <b>123</b>                | <b>35</b>                 | <b>28.5%</b>                                |
| <b>Trademarks</b>                        |                           |                           |   |
| <i>Under the national procedure</i>      | 1,368                     | 1,449                     | 105.9%                                      |
| <i>Under the international procedure</i> | 470                       | 214                       | 45.5%                                       |
| <i>Registered</i>                        |                           |                           |   |
| <b>Registered total</b>                  | <b>1,454</b>              | <b>1,545</b>              | <b>106.3%</b>                               |
| <b>Inventions</b>                        | <b>71</b>                 | <b>70</b>                 | <b>98.6%</b>                                |
| <i>Under the national procedure</i>      | 22                        | 20                        | 90.9%                                       |
| <i>Under the international procedure</i> | 49                        | 50                        | 102.0%                                      |
| <b>Utility models</b>                    | <b>217</b>                | <b>286</b>                | <b>131.8%</b>                               |
| <b>Industrial designs</b>                | <b>53</b>                 | <b>102</b>                | <b>192.5%</b>                               |
| <b>Trademarks</b>                        | <b>1,113</b>              | <b>1,087</b>              | <b>97.7%</b>                                |
| <b>International registrations</b>       | <b>460</b>                | <b>211</b>                | <b>45.9%</b>                                |

## IP Filings in September 2024



## IP Registration in September 2024

